

A revolutionary new product from APCO, FullView is a low-profile graphic display system, representing the next level in sign systems which are compatible with digital printing output. Environmentally friendly, tamper resistant and economical, yet design flexible and comprehensive, FullView is without equal.

From point-of-purchase and merchandising displays to facility room identification, ADA signage, directional modules and more, FullView is the perfect choice.

The system is 100% modular and updatable. Inserts are protected by a non-glare acrylic lens and are changed by removing a unique, concealed Locking Pin using a special Magnet and Suction Cup Tool provided by APCO. When inserts are changed frequently, a Top Access Assembly option makes the process fast and easy.

FullView itself is available in a wide range of sizes, colors and finishes to suit virtually every environment, or, may be used in conjunction with APCO's comprehensive Accord 15 sign system, truly making a Total System Solution.

### Features/Benefits

- Low profile, a sleek .420" (10.67mm) depth
- Virtually tamper proof - via concealed locking pin
- Four edge shapes: Radius, Square, Contour & Bevel
- Modular, completely updatable
- Environmentally friendly
- Fast delivery
- 100% ADA compatible
- Cost-effective
- Aesthetically compatible with APCO's Accord 15 System
- Wide range of standard sizes & insert options


### Ideal For:

- Healthcare Facilities
- Laboratories
- Banks
- Educational Facilities
- Merchandising/POP Displays
- Government Offices

Worldwide patents pending.



1. FullView System, Illustrating Clear Cover, Locking Pin, and Removal Tool.

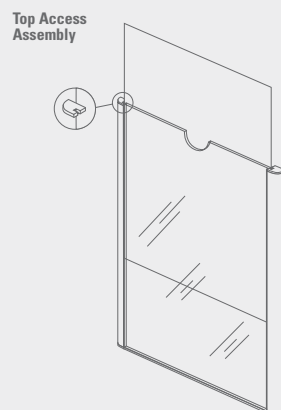
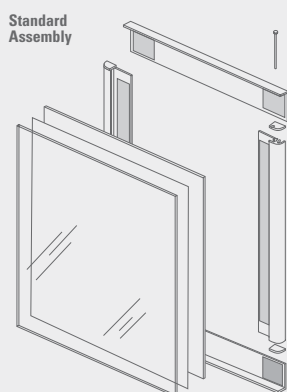


2. Removal of Concealed Locking Pin with Magnetic Tool

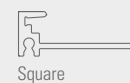
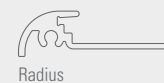


3. Removal of Clear Protective Cover with Suction Cup Tool

### Exploded Views




### Edge Profiles (Used For Small Modules)





4. Room ID w/ Clear ADA Plaque & Changeable Slide



7. Concealed Pin Mount Office Partition Sign



9. Horizontal Configuration Flush Mount Ceiling Sign w/ Digital Graphic Display



5. Top Access Wall Mount Module w/ Schedule Display



8. Double Sided Counter Sign w/ Optional Literature Holders



10. Standard Wall Mount w/ Large Format Paper Graphic Map & Directory



11. Top Access Countertop Module w/ Menu Display



6. Wall Mount with Directional Poster Display



12. Standard Wall Mount w/ Reverse Screenprinting on ClearLens and Laser Printed Paper Graphics.

Various Mounting Methods



Wall Mount

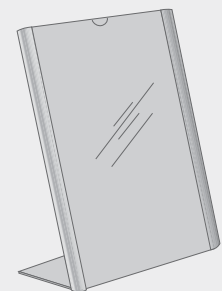
- Vinyl Tape Mount
- Mechanical Fasteners



Projecting Wall Mount



Ceiling Mount - Flush or Suspended



Countertop Display

Pin Mount

- Concealed Pins for Fabric Surfaces